

ISSUE 1; May 2016

### Description

- The IQXV-84 is a high performance VCXO in 5 x 3.2mm surface mount package.
- Applications:
  - Basestation
  - Communications
  - Ethernet
  - Consumer Products
  - SONET/SDH
  - WiMAX/WLAN
- Features:
  - Fast sample turnaround available
  - CMOS, LVPECL, or LVDS Output options
  - Wide frequency range
  - Low power differential outputs
  - Small form factor

### Frequency Parameters

- Frequency 8.0MHz to 1.5GHz
- Frequency Stability  $\pm 10.00\text{ppm}$  to  $\pm 20.00\text{ppm}$
- Frequency Stability (including tolerance, temperature range, supply voltage variation, load variation and 15 years ageing at 25°C)

### Electrical Parameters

- Supply Voltage Options:
  - 2.5V  $\pm 5\%$
  - 3.3V  $\pm 10\%$
- Supply Current:
  - CMOS 30mA max
  - LVPECL 65mA max
  - LVDS 40mA max

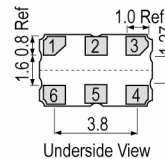
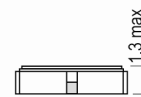
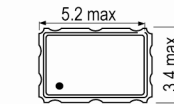
### Frequency Adjustment

- Pulling  $\pm 50\text{ppm}$  min APR
- Voltage Control:
  - Absolute Pull Range: (APR)  $\pm 50\text{ppm}$  min
  - Total Pull Range: (Frequency shift from minimum to maximum control voltage): 200ppm max
  - Control Voltage (Nominal 1.65V): 0 to 3.3V
  - Linearity (Control voltage 0.3 to 3V): 15% max
  - Slope: Positive only
  - Modulation BW (Control voltage 0.3 to 3V): 10kHz min
  - Input Impedance: 1M $\Omega$  min

### Operating Temperature Ranges

- -40 to 85°C

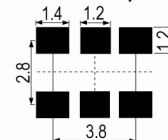
### Outline (mm) 1.3mm package height



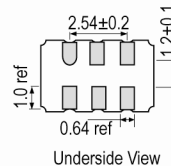
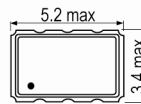
#### Pad Connections

1. Voltage Control
2. Enable/Disable or NC
3. GND
4. Output (CMOS)
5. Output (LVPECL/LVDS) or E/D or NC
6. +Vs

#### Solder Pad Layout



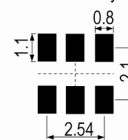
### Outline (mm) 1.2mm package height



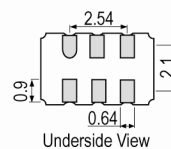
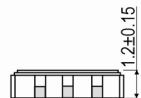
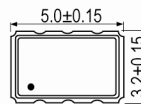
#### Pad Connections

1. Voltage Control
2. Enable/Disable or N/C
3. GND
4. Output (CMOS)
5. Output (LVPECL/LVDS) or E/D or NC
6. +Vs

#### Solder Pad Layout



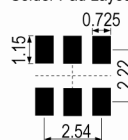
### Outline (mm) = 1.2±0.15mm package height



#### Pad Connections

1. Voltage Control
2. Enable/Disable or N/C
3. GND
4. Output (CMOS)
5. Output (LVPECL/LVDS) or E/D or N/C
6. +Vs

#### Solder Pad Layout



### Sales Office Contact Details:

UK: +44 (0)1460 270200  
Germany: 0800 1808 443

France: 0800 901 383  
USA: +1.760.318.2824

Email: [info@iqdfrequencyproducts.com](mailto:info@iqdfrequencyproducts.com)  
Web: [www.iqdfrequencyproducts.com](http://www.iqdfrequencyproducts.com)

#### Output Details

- Output Compatibility CMOS/LVPECL/LVDS
- Output Characteristics (CMOS up to 200MHz):  
Load: 15pF  
Output Low (Vol): 10%Vs max  
Output High (Voh): 90%Vs min  
Duty Cycle @ 50% Vs: 48/52% max  
R/F Time (@ 90%/10%): 3ns max  
Phase Jitter (12kHz-20MHz): 0.9ps rms max
- Output Characteristics (LVPECL):  
Load: 50Ω  
Output Low (Vol): Vs-1.6V max  
Output High (Voh): Vs-1.03V min  
Duty Cycle (@ Vs-1.3V): 48/52% max (45/55% for 600MHz+)  
R/F Time (@ 80%/20%): 0.6ns max  
Phase Jitter (12kHz-20MHz): 0.9ps rms max
- Output Characteristics (LVDS):  
Load: 100Ω  
Differential Output Voltage: 350mV  
Duty Cycle (@ 1.25V): 48/52% max (45/55% for 600MHz+)  
R/F Time: 0.6ns max  
Phase Jitter (12kHz-20MHz): 0.9ps rms max

#### Output Control

- Enable/Disable:  
Logic '1' (70%Vs min) or no connection enables oscillator output  
Logic '0' (30%Vs max) disables oscillator output

#### Noise Parameters

- Phase Noise (typ at 312.5MHz):  
-48dBc/Hz @ 10Hz  
-80dBc/Hz @ 100Hz  
-106dBc/Hz @ 1kHz  
-111dBc/Hz @ 10kHz  
-122dBc/Hz @ 100kHz
- Phase Noise (typ at 704MHz):  
-46dBc/Hz @ 10Hz  
-80dBc/Hz @ 100Hz  
-98dBc/Hz @ 1kHz  
-103dBc/Hz @ 10kHz  
-103dBc/Hz @ 100kHz
- Phase Noise (typ at 61.4MHz):  
-78dBc/Hz @ 10Hz  
-98dBc/Hz @ 100Hz  
-120dBc/Hz @ 1kHz  
-123dBc/Hz @ 10kHz  
-122dBc/Hz @ 100kHz

#### Environmental Parameters

- Shock: MIL-STD-883, Method 2002
- Storage Temperature Range: -55 to 125°C
- Thermal Shock: MIL-STD-883, Method 1011
- Vibration: MIL-STD-883, Method 2007

#### Sales Office Contact Details:

UK: +44 (0)1460 270200  
Germany: 0800 1808 443

France: 0800 901 383  
USA: +1.760.318.2824

Email: [info@iqdfrequencyproducts.com](mailto:info@iqdfrequencyproducts.com)  
Web: [www.iqdfrequencyproducts.com](http://www.iqdfrequencyproducts.com)

### Ordering Information

- \*minimum information required
- Frequency\*
- Model\*
- Output Type\*
- Pad 2 or 5 function\*
- Supply Voltage\*
- Frequency Stability\*
- Operating Temperature Range\*

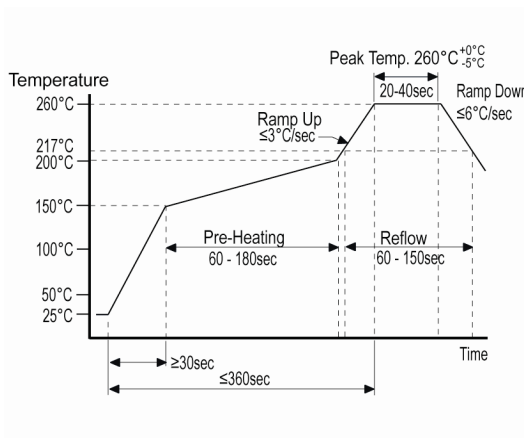
### Compliance

- RoHS Status (2011/65/EU)      Compliant
- REACH Status                      Compliant
- MSL Rating (JDEC-STD-033):    Not Applicable

### Packaging Details

- Pack Style: Bulk      Loose in bulk pack  
Pack Size: 1
- Pack Style: Reel      Tape & reel in accordance with EIA-481-D  
Pack Size: 4,000

### Pb-Free Reflow



### Electrical Specification - maximum limiting values

Frequency Min	Frequency Max	Temperature Range	Stability (Min)	Current Draw	Rise and Fall Time	Duty Cycle
		°C	ppm	mA	ns	%
8.0MHz	1.5GHz	-40 to 85	-	-	-	-

This document was correct at the time of printing; please contact your local sales office for the latest version.  
[Click to view latest version on our website.](#)

### Sales Office Contact Details:

UK: +44 (0)1460 270200  
 Germany: 0800 1808 443

France: 0800 901 383  
 USA: +1.760.318.2824

Email: [info@iqdfrequencyproducts.com](mailto:info@iqdfrequencyproducts.com)  
 Web: [www.iqdfrequencyproducts.com](http://www.iqdfrequencyproducts.com)