

ISSUE 1; September 2016

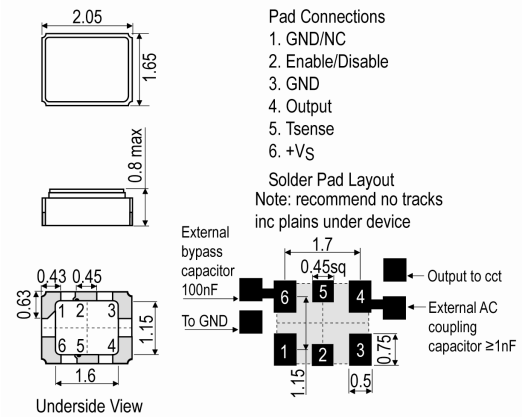
Description

- The IQXT-272 employs an analogue ASIC for the oscillator and a high order temperature compensation circuit in a 2.0 x 1.6mm size package. The device can be placed in power down mode through a single input pin. During standard operation, power consumption is minimised by operating down to a supply voltage of 1.8V. The IQXT-272's high stability, low power consumption, small footprint and powerful compensation method makes it a TCXO ideally suited for demanding GPS mobile applications.
- Applications:
 - Communications
 - Consumer
 - GPS
- Features:
 - Excellent phase noise performance
 - Low start up drift rate
 - Height less than 0.8mm
 - Operates at 1.8V supply
 - Power Down Mode
 - Temperature sensor
 - Standard temperature stability of $\pm 0.5\text{ppm}$ over wide temperature ranges

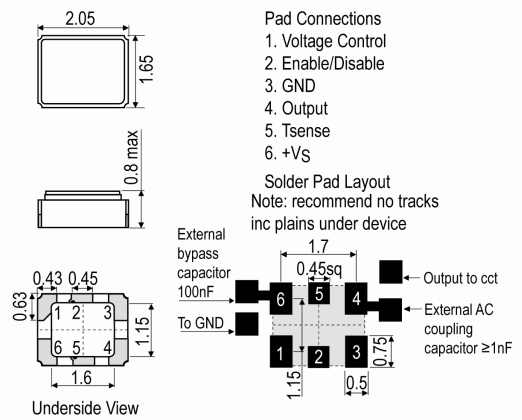
Frequency Parameters

- Frequency: 13.0MHz to 52.0MHz
- Frequency Tolerance: $\pm 2.00\text{ppm}$
- Frequency Stability: $\pm 0.50\text{ppm}$ to $\pm 2.00\text{ppm}$
- Frequency calibration + reflow: Offset from the nominal frequency measured at $25^\circ\text{C} \pm 2^\circ\text{C}$. Two consecutive reflows as per profile after 2 hours relaxation at 25°C
- Frequency stability over temperature: referenced to the midpoint between minimum and maximum frequency value over the specified temperature range. Control voltage set to midpoint of control voltage (Note 1)
- Frequency slope, minimum of 1 frequency reading every 2°C , over the operating temperature range (Note 1): 0.05 to $1\text{ppm}/^\circ\text{C}$
- Static temperature hysteresis: frequency change after reciprocal temperature ramped over the operating range. Frequency measured before and after at 25°C : $\pm 0.6\text{ppm}$ max
- Supply voltage variation ($\pm 5\%$ change at 25°C): $\pm 0.1\text{ppm}$ max
- Load variation ($\pm 10\%$ change, note 2): $\pm 0.2\text{ppm}$ max
- Long term stability, frequency drift over 1 year at 25°C : $\pm 1\text{ppm}$ max

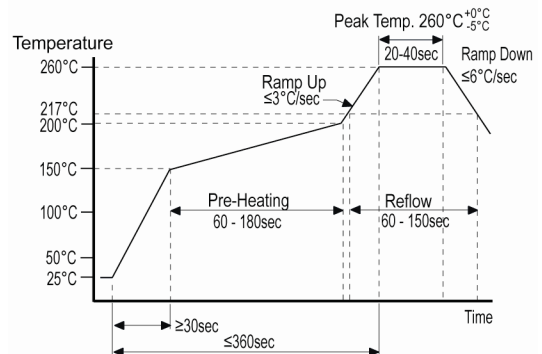
Outline (mm) Pad 1 GND/NC



Outline (mm) Pad 1 VC



Pb-Free Reflow



Sales Office Contact Details:

UK: +44 (0)1460 270200
Germany: 0800 1808 443

France: 0800 901 383
USA: +1.760.318.2824

Email: info@iqdfrequencyproducts.com
Web: www.iqdfrequencyproducts.com

Electrical Parameters

- Supply voltage range: 1.8 to 3.0V
- Supply current (see note 2)
- Temperature Sensor:
 - Temperature sensor output voltage at 25°C: 0.85 to 1.05V
 - Temperature sensor slope: -8.9 to -8.5 mV/°C
 - Temperature sensor output impedance at 25°C: 1.5kΩ max
- Note 1: Parts should be shielded from drafts causing unexpected thermal gradients. Temperature changes due to ambient air currents can lead to short term frequency drift.
- Note 2: Specified for the load stated in the oscillator output section at 25°C
- Note 3: External AC-Coupling capacitor required. 1nF or greater recommended.
- Note 4: Frequency shift ≤1ppm after environmental conditions

Frequency Adjustment

- Pulling ±6ppm to ±30ppm
- Input Impedance 500kΩ min
- Control voltage range: The nominal control voltage value is midway between the minimum and maximum. Voltage control should not exceed the supply voltage +0.2V or GND.
 - Supply voltage ≤2.3V: 0.3 to 1.5V
 - Supply voltage >2.3V: 0.4 to 2.4V
- Linearity (deviation from straight line curve fit): 10% max

Operating Temperature Ranges

- 40 to 85°C

Output Details

- Output Compatibility Clipped Sine
- Drive Capability 10kΩ//10pF ±10%
- Output: DC coupled (see note 3)
- Output voltage level (at min supply voltage): 0.8V min (Note 2)

Output Control

- Power Down Mode:
 - Logic low (20%Vs max) to E/D disables output.
 - Logic high (80%Vs min) to E/D enables output.
- Standby current: 0.01µA max
- Start-Up Time (amplitude) within 90% of specified output: 0.5ms max
- Start-Up Time (frequency) within ±0.5ppm of steady state: 2ms max

Noise Parameters

- Phase Noise (typ @ 26MHz):
 - 62dBc/Hz @ 1Hz
 - 86dBc/Hz @ 10Hz
 - 109dBc/Hz @ 100Hz
 - 132dBc/Hz @ 1kHz
 - 148dBc/Hz @ 10kHz
 - 149dBc/Hz @ 100kHz

Sales Office Contact Details:

UK: +44 (0)1460 270200
Germany: 0800 1808 443

France: 0800 901 383
USA: +1.760.318.2824

Email: info@iqdfrequencyproducts.com
Web: www.iqdfrequencyproducts.com

Environmental Parameters

- Shock [MIL-STD-202 M213] (Note 4): Half sine-wave acceleration of 3000G peak amplitude. Duration: 0.3ms, Velocity: 12.3ft/s
- Moisture resistance [MIL-STD-202 M106g] (Note 4): 1000 hours at 85°C, 85% relative humidity. Biased.
- Thermal cycling [JESD22 METHOD JA-104C] (Note 4): 1000 temperature cycles, where each cycle consists of a 25 minutes soak time at -40°C followed by a 25 minute soak time at 85°C, with a 60 second maximum transition time between temperatures. Air to air transition.
- Vibration [JESD22-B103-B] (Note 4): 10G peak acceleration for 4 minutes per sweep. 4 sweeps in each of the 3 orientations. Swept from 20-2000Hz
- Storage Temperature Range: -40 to 85°C

Ordering Information

- *minimum information required
 - Frequency*
 - Model*
 - Supply Voltage*
 - Pad 1 function*
 - Frequency Stability*
 - Operating Temperature Range*

Compliance

- RoHS Status (2011/65/EU) Compliant
- REACH Status Compliant
- MSL Rating (JDEC-STD-033): Not Applicable

Packaging Details

- Pack Style: Reel Tape & reel in accordance with EIA-481-D
- Pack Size: 4,000

Electrical Specification - maximum limiting values

Frequency	Frequency Max	Temperature Range	Stability (Min)	Current Draw	Rise and Fall Time	Duty Cycle
		°C	ppm	mA	ns	%
13.0MHz	52.0MHz	-40 to 85	±0.5	2.2	-	-

This document was correct at the time of printing; please contact your local sales office for the latest version.

[Click to view latest version on our website.](#)

Chipset Approval Table

IQD Model	Ref No.	Frequency	Chipset Type	IC Supplier	
IQXT-272-1	509160	26MHz	SirfStar 5 (SS5)	CSR	

Sales Office Contact Details:

UK: +44 (0)1460 270200
Germany: 0800 1808 443

France: 0800 901 383
USA: +1.760.318.2824

Email: info@iqdfrequencyproducts.com
Web: www.iqdfrequencyproducts.com