


ISSUE 1; April 2016

**Description**

- Temperature compensated crystal oscillator available with or without voltage control
- Please note: This document is intended to illustrate the general capability and versatility of IQD's design. For specific enquiries please contact one of IQD's Sales Offices where we can tailor a unique specification to meet your needs.

Standard model options:-

- IQXT-210-1 HCMOS, no pulling
- IQXT-210-2 Clipped sine, no pulling
- IQXT-210-3 HCMOS, with pulling
- IQXT-210-4 Clipped sine, with pulling



**Frequency Parameters**

- Frequency: 10.0MHz to 50.0MHz
- Frequency Tolerance:  $\pm 0.50$ ppm
- Tolerance Condition: @ 25°C, 3.3V & VC=1.5V/NC
- Frequency Stability:  $\pm 0.05$ ppm to  $\pm 1.00$ ppm
- Ageing:  $\pm 0.02$ ppm max per day,  $\pm 1$ ppm max per year
- Frequency Tolerance (measurement referenced to frequency observed with TA=25°C, Vs=3.3V, VC=1.5V/NC and within 30 days after ex-works)
- Frequency Stability: TA varied across the operating temperature range, measurement referenced to frequency observed with TA=25°C, Vs=3.3V, VC=1.5V/NC, load=15pF/10kΩ/10pF and temperature variable speed less than 2°C per minute.
- Ageing: TA=25°C, Vs=3.3V, VC=1.5V/NC and after 1hr of operation.
- Supply Voltage Variation (measurement referenced to frequency observed with TA=25°C, Vs varied from 3.13V to 3.47V, VC=1.5V/NC and load=15pF/10kΩ/10pF):  $\pm 0.1$ ppm max
- Load Variation (5% load change measurement referenced to frequency observed with TA=25°C, Vs=3.3V, VC=1.5V/NC and load=15pF/10kΩ/10pF):  $\pm 0.1$ ppm max
- Short Term Stability (@ 25°C after 10mins power on): 5E-10/s typ @ 10MHz
- Developed Frequencies: 10.0MHz, 12.80MHz, 13.0MHz, 16.320MHz, 16.3840MHz, 19.20MHz, 19.440MHz, 20.0MHz, 25.0MHz, 26.0MHz, 30.720MHz, 38.880MHz, 40.0MHz

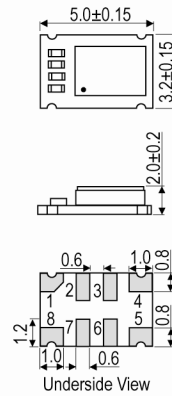
**Electrical Parameters**

- Supply Voltage: 3.3V  $\pm 5\%$
- Current: TA=25°C, Vs=3.3V, VC=1.5V/NC and load=15pF/10kΩ/10pF

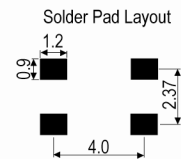
**Frequency Adjustment**

- Pulling:  $\pm 10$ ppm to  $\pm 15$ ppm
- Control Voltage: 1.5V  $\pm 1.5$ V
- Linearity:  $\pm 10\%$  max
- Slope: Positive
- Input Impedance: 100kΩ min
- Note: 50MHz device has a reduced pulling range of  $\pm 5$ ppm to  $\pm 10$ ppm (please contact the IQD sale office to discuss your requirements)

**Outline (mm)**



- Pad Connections
- Voltage Control or N/C
  - N/C
  - N/C
  - GND
  - Output
  - N/C
  - N/C
  - +Vs



**Sales Office Contact Details:**

UK: +44 (0)1460 270200  
 Germany: 0800 1808 443

France: 0800 901 383  
 USA: +1.760.318.2824

Email: [info@iqdfrequencyproducts.com](mailto:info@iqdfrequencyproducts.com)  
 Web: [www.iqdfrequencyproducts.com](http://www.iqdfrequencyproducts.com)

#### Operating Temperature Ranges

- -20 to 70°C
- -30 to 75°C
- -40 to 85°C

#### Output Details

- Output Compatibility HCMOS/Clipped Sine
- Duty Cycle (HCMOS): 45/55%
- Rise/Fall Time (HCMOS): 8ns max
- Output Load (HCMOS): 15pF
- Output Load (Clipped Sine): 10kΩ//10pF
- Output Levels (HCMOS):  
Low (@ Vs=3.3V, load=15pF): 0.4V max  
High (@ Vs=3.3V, load=15pF): 2.4V min
- Output Level (Clipped Sine): 0.8V pk-pk min

#### Noise Parameters

- Phase Noise (@ 10MHz typ):  
-90dBc/Hz @ 10Hz  
-115dBc/Hz @ 100Hz  
-135dBc/Hz @ 1kHz  
-145dBc/Hz @ 10kHz  
-148dBc/Hz @ 100kHz  
-150dBc/Hz @ 1MHz

#### Environmental Parameters

- Storage Temperature Range: -55 to 105°C
- ESD Level:  
HBM, Class 2: 2000V to 4000V, JEDEC JS-001-2010  
Machine Model, Class B: 200V to 400V, JEDEC JS-001-2010
- Shock: IEC 60068-2-27, Test Ea: 100G acceleration for 6ms, half sinewave, in 3 mutually perpendicular planes
- Vibration: IEC 60068-2-6, Test Fc: 10Hz-2000Hz, 0.75mm amplitude, 10G acceleration, 30mins per cycle, in 3 mutually perpendicular planes, test duration 2hrs

#### Manufacturing Details

- Moisture Sensitivity Level: 2
- Maximum Reflow Temperature: 260°C (30secs max)

#### Ordering Information

- Frequency\*
- Model Option\*
- Output Type\*
- Frequency Stability (over operating temperature range)\*
- Operating Temperature Range\*
- Supply Voltage
- Pulling\*
- (\*minimum required)
- Example  
10.0MHz IQXT-210-3  
HCMOS ±0.14ppm -40 to 85C 3.3V ±10ppm to ±15ppm
- Note: not all stability/temperature combinations are available for all frequencies (please contact the IQD sales office to discuss your specific requirements)

#### Compliance

- RoHS Status (2011/65/EU) Compliant
- REACh Status Compliant
- MSL Rating (JDEC-STD-033): 2

#### Sales Office Contact Details:

UK: +44 (0)1460 270200

France: 0800 901 383

Email: [info@iqdfrequencyproducts.com](mailto:info@iqdfrequencyproducts.com)

Germany: 0800 1808 443

USA: +1.760.318.2824

Web: [www.iqdfrequencyproducts.com](http://www.iqdfrequencyproducts.com)

#### Packaging Details

- Pack Style: Reel      Tape & reel in accordance with EIA-481-D  
Pack Size: 1,000
- Pack Style: Bulk      Loose in bulk pack  
Pack Size: 1

#### Electrical Specification - maximum limiting values 3.3V ±5%

Frequency Min	Frequency Max	Temperature Range	Stability (Min)	Current Draw	Rise and Fall Time	Duty Cycle
		°C	ppm	mA	ns	%
10.0MHz	50.0MHz	-20 to 70	±0.05	10	-	-
		-30 to 75	±0.05	10	-	-
		-40 to 85	±0.14	10	-	-

*This document was correct at the time of printing; please contact your local sales office for the latest version.*

[Click to view latest version on our website.](#)

#### Sales Office Contact Details:

UK: +44 (0)1460 270200  
Germany: 0800 1808 443

France: 0800 901 383  
USA: +1.760.318.2824

Email: [info@iqdfrequencyproducts.com](mailto:info@iqdfrequencyproducts.com)  
Web: [www.iqdfrequencyproducts.com](http://www.iqdfrequencyproducts.com)