

ISSUE 11; April 2016

Description

- Surface mount oscillator in a ceramic package with a hermetically sealed metal lid
- Fast Make capability: CFPP-72 series programmable oscillator is the nearest equivalent fast make model



Frequency Parameters

- Frequency: 1.8MHz to 80.0MHz
- Frequency Stability: $\pm 25.00\text{ppm}$ to $\pm 100.00\text{ppm}$
- Ageing: $\pm 5\text{ppm}$ max in 1st year

Electrical Parameters

- Supply Voltage: 5.0V $\pm 0.5\text{V}$

Operating Temperature Ranges

- 10 to 70°C
- 40 to 85°C

Output Details

- Output Compatibility: HCMOS
- Drive Capability: 50pF max

Output Control

- Tri-state Operation:
 - Logic '1' (2.2V min) to pad 1 enables oscillator output
 - Logic '0' (0.8V max) to pad 1 disables oscillator output; when disabled the oscillator output goes to the high impedance state
 - No connection to pad 1 enables oscillator output

Environmental Parameters


- Shock: MIL-STD-202F, Method 213B: 1000G, 0.5ms, 1/2 sine
- Vibration: MIL-STD-202F, Method 204D, Test Condition D: 20G, frequency range 10-2000Hz 2hrs in 3 mutually perpendicular planes (total 6hrs)
- Storage Temperature Range: -55 to 125°C

Ordering Information

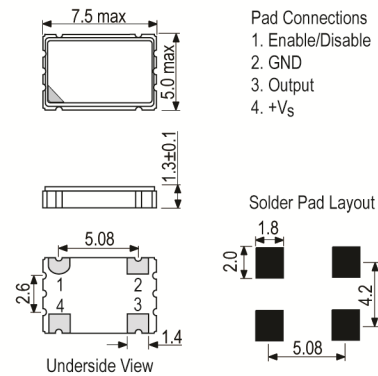
- Frequency*
- Model*
- Output
- Frequency Stability (over operating temperature range)*
- Operating Temperature Range*
- Supply Voltage
- (*minimum required)
- Example
 - 10.0MHz IQXO-70
 - HCMOS $\pm 50\text{ppm}$ -10 to 70C 5V

Compliance

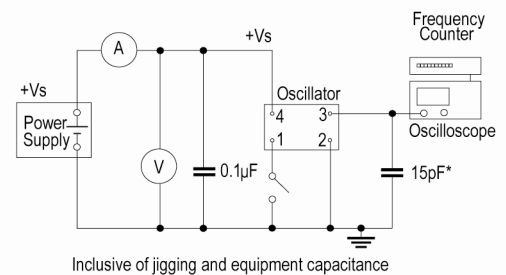
- RoHS Status (2011/65/EU): Compliant
- REACH Status: Compliant
- MSL Rating (JDEC-STD-033): Not Applicable



Outline (mm)



Test Circuit



Sales Office Contact Details:

UK: +44 (0)1460 270200
Germany: 0800 1808 443

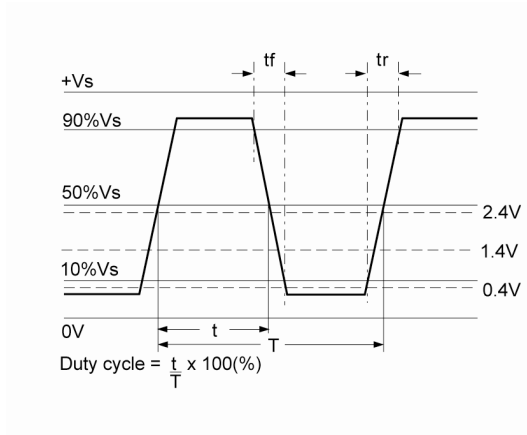
France: 0800 901 383
USA: +1.760.318.2824

Email: info@iqdfrequencyproducts.com
Web: www.iqdfrequencyproducts.com

Packaging Details

- Pack Style: Bulk Loose in bulk pack
 Pack Size: 100
- Pack Style: Reel Tape & reel in accordance with EIA-481-D
 Pack Size: 1,000
- Pack Style: Cutt In tape, cut from a reel
 Pack Size: 1

Wave Form



Electrical Specification - maximum limiting values 5.0V ±0.5V

Frequency Min	Frequency Max	Temperature Range	Stability (Min)	Current Draw	Rise and Fall Time	Duty Cycle
		°C	ppm	mA	ns	%
1.8MHz	32.0MHz	-10 to 70	±25.0	27	7	45/55%
		-40 to 85	±25.0	27	7	45/55%
32.000001MHz	50.0MHz	-10 to 70	±25.0	45	7	45/55%
		-40 to 85	±25.0	45	7	45/55%
50.000001MHz	80.0MHz	-10 to 70	±25.0	75	7	45/55%
		-40 to 85	±25.0	75	7	45/55%

This document was correct at the time of printing; please contact your local sales office for the latest version.

[Click to view latest version on our website.](#)

Sales Office Contact Details:

UK: +44 (0)1460 270200

France: 0800 901 383

Email: info@iqdfrequencyproducts.com

Germany: 0800 1808 443

USA: +1.760.318.2824

Web: www.iqdfrequencyproducts.com