



IQXO-691 7050

IQXO-691 7050

Low voltage crystal oscillator (SPXO) in a hermetically sealed 7.0 x 5.0mm surface mount ceramic package.

Model Name	Description
IQXO-691 7050-09	A 0.9V version
IQXO-691 7050-12	A 1.2V version
IQXO-691 7050-15	A 1.5V version

ISSUE 2; April 2021

Description

- 0.9V low voltage oscillator in a hermetically sealed 7.0 x 5.0mm surface mount ceramic package.



Frequency Parameters

- Frequency: 10.0MHz to 50.0MHz
- Frequency Stability: $\pm 20.00\text{ppm}$ to $\pm 100.00\text{ppm}$
- Ageing: $\pm 3\text{ppm}$ max in 1st year @ 25°C

Electrical Parameters

- Supply Voltage: 0.9V $\pm 5\%$
- Note: Other Supply Voltages are available - please contact IQD Sales Office.

Operating Temperature Ranges

- 20 to 70°C
- 0 to 70°C
- 40 to 85°C

Output Details

- Output Compatibility: CMOS
- Drive Capability: 15pF max
- Output Voltage Levels:
 - Output Low (VoL): 10%Vs max
 - Output High (VoH): 90%Vs min
- Start Up Time: 10ms max

Output Control

- Standby Operation:
 - Logic '1' ($\geq 70\%$ Vs) to pad 1 enables oscillator output.
 - Logic '0' ($\leq 30\%$ Vs) to pad 1 disables oscillator output; when disabled the oscillator output goes to the high impedance state.
 - No connection to pad 1 enables oscillator output (internal pull-up resistor).
- Standby Current: 100 μ A max

Noise Parameters


- RMS Phase Jitter (12kHz to 20MHz): 1ps max

Environmental Parameters

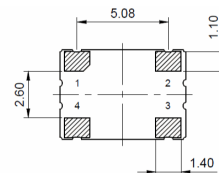
- Storage Temperature Range: -55 to 125°C
- Mechanical Shock: MIL-STD-883, Method 2002, Condition B.
- Vibration: MIL-STD-883, Method 2007, Condition A.
- Moisture Resistance: MIL-STD-883, Method 1004.
- Thermal Cycling: MIL-STD-883, Method 1010, Condition B.
- Solderability: MIL-STD-883, Method 2003.
- Resistance to Soldering Heat: MIL-STD-202, Method 210, Condition K.
- Fine Leak Test: MIL-STD-883, Method 1014, Condition A.
- Gross Leak Test: MIL-STD-883, Method 1014, Condition C.

Manufacturing Details

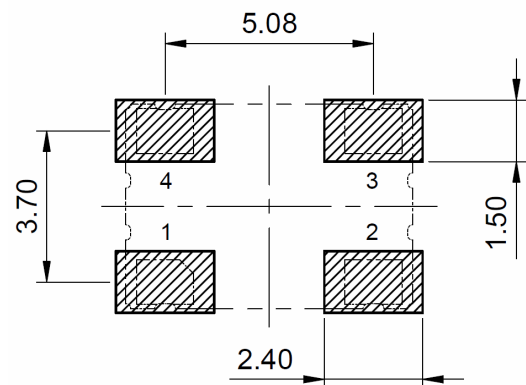
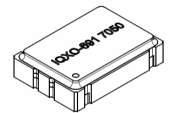
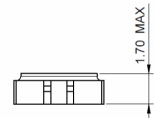
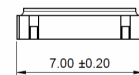
- Note: Please connect a bypass capacitor of 0.1 μ F between +Vs and circuit ground.



Outline (mm)



Pad Connections
 1. Standby
 2. GND
 3. Output
 4. +Vs



ISSUE 2; April 2021

Ordering Information

- Frequency*
 - Model*
 - Output
 - Frequency Stability (over operating temperature range)*
 - Operating Temperature Range*
 - Supply Voltage
 - (*minimum required)
- Example
 - 24.0MHz IQXO-691 7050-09
 - CMOS ±25ppm -40 to 85C 0.9V

Compliance

- RoHS Status (2015/863/EU) Compliant
- REACH Status Compliant
- MSL Rating (JDEC-STD-033): 1

Packaging Details

- Pack Style: Reel Tape & reel in accordance with EIA-481D
Pack Size: 1,000
- Pack Style: Cutt Cut tape
Pack Size: 100

Electrical Specification - maximum limiting values 0.9V ±5%

Frequency Min	Frequency Max	Temperature Range	Stability (Min)	Current Draw	Rise and Fall Time	Duty Cycle
		°C	ppm	mA	ns	%
10.0MHz	50.0MHz	0 to 70	±20.0	10	5	45/55%
		-20 to 70	±20.0	10	5	45/55%
		-40 to 85	±25.0	10	5	45/55%

This document was correct at the time of printing; please contact your local sales office for the latest version.
[Click to view latest version on our website.](#)

ISSUE 2; April 2021

Description

- 1.2V low voltage oscillator in a hermetically sealed 7.0 x 5.0mm surface mount ceramic package.



Frequency Parameters

- Frequency: 10.0MHz to 50.0MHz
- Frequency Stability: $\pm 20.00\text{ppm}$ to $\pm 100.00\text{ppm}$
- Ageing: $\pm 3\text{ppm}$ max in 1st year @ 25°C

Electrical Parameters

- Supply Voltage: 1.2V $\pm 5\%$
- Note: Other Supply Voltages are available - please contact IQD Sales Office.

Operating Temperature Ranges

- 20 to 70°C
- 0 to 70°C
- 40 to 85°C

Output Details

- Output Compatibility: CMOS
- Drive Capability: 15pF max
- Output Voltage Levels:
 - Output Low (VoL): 10%Vs max
 - Output High (VoH): 90%Vs min
- Start Up Time: 10ms max

Output Control

- Standby Operation:
 - Logic '1' ($\geq 70\%$ Vs) to pad 1 enables oscillator output.
 - Logic '0' ($\leq 30\%$ Vs) to pad 1 disables oscillator output; when disabled the oscillator output goes to the high impedance state.
 - No connection to pad 1 enables oscillator output (internal pull-up resistor).
- Standby Current: 100 μ A max

Noise Parameters


- RMS Phase Jitter (12kHz to 20MHz): 1ps max

Environmental Parameters

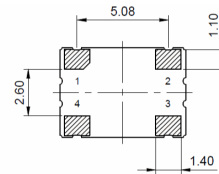
- Storage Temperature Range: -55 to 125°C
- Mechanical Shock: MIL-STD-883, Method 2002, Condition B.
- Vibration: MIL-STD-883, Method 2007, Condition A.
- Moisture Resistance: MIL-STD-883, Method 1004.
- Thermal Cycling: MIL-STD-883, Method 1010, Condition B.
- Solderability: MIL-STD-883, Method 2003.
- Resistance to Soldering Heat: MIL-STD-202, Method 210, Condition K.
- Fine Leak Test: MIL-STD-883, Method 1014, Condition A.
- Gross Leak Test: MIL-STD-883, Method 1014, Condition C.

Manufacturing Details

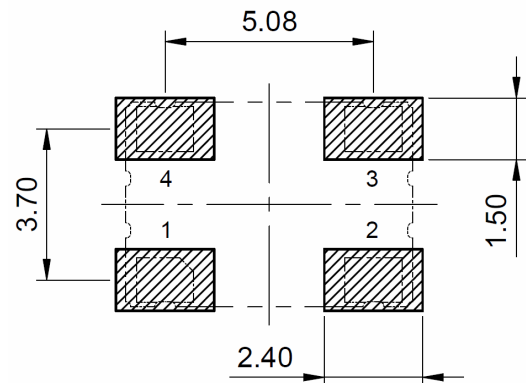
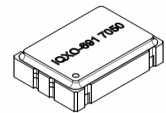
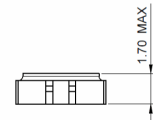
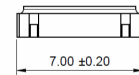
- Note: Please connect a bypass capacitor of 0.1 μ F between +Vs and circuit ground.



Outline (mm)



Pad Connections
 1. Standby
 2. GND
 3. Output
 4. +Vs



ISSUE 2; April 2021

Ordering Information

- Frequency*
 - Model*
 - Output
 - Frequency Stability (over operating temperature range)*
 - Operating Temperature Range*
 - Supply Voltage
 - (*minimum required)
- Example
 - 24.0MHz IQXO-691 7050-12
 - CMOS ±25ppm -40 to 85C 1.2V

Compliance

- RoHS Status (2015/863/EU) Compliant
- REACH Status Compliant
- MSL Rating (JDEC-STD-033): 1

Packaging Details

- Pack Style: Cutt Cut tape
 - Pack Size: 100
- Pack Style: Reel Tape & reel in accordance with EIA-481D
 - Pack Size: 1,000

Electrical Specification - maximum limiting values 1.2V ±5%

Frequency Min	Frequency Max	Temperature Range	Stability (Min)	Current Draw	Rise and Fall Time	Duty Cycle
		°C	ppm	mA	ns	%
10.0MHz	50.0MHz	0 to 70	±20.0	10	5	45/55%
		-20 to 70	±20.0	10	5	45/55%
		-40 to 85	±25.0	10	5	45/55%

This document was correct at the time of printing; please contact your local sales office for the latest version.
[Click to view latest version on our website.](#)

ISSUE 2; April 2021

Description

- 1.5V low voltage oscillator in a hermetically sealed 7.0 x 5.0mm surface mount ceramic package.



Frequency Parameters

- Frequency: 10.0MHz to 50.0MHz
- Frequency Stability: $\pm 20.00\text{ppm}$ to $\pm 100.00\text{ppm}$
- Ageing: $\pm 3\text{ppm}$ max in 1st year @ 25°C

Electrical Parameters

- Supply Voltage: 1.5V $\pm 5\%$
- Note: Other Supply Voltages are available - please contact IQD Sales Office.

Operating Temperature Ranges

- 20 to 70°C
- 0 to 70°C
- 40 to 85°C

Output Details

- Output Compatibility: CMOS
- Drive Capability: 15pF max
- Output Voltage Levels:
 - Output Low (VoL): 10%Vs max
 - Output High (VoH): 90%Vs min
- Start Up Time: 10ms max

Output Control

- Standby Operation:
 - Logic '1' ($\geq 70\%$ Vs) to pad 1 enables oscillator output.
 - Logic '0' ($\leq 30\%$ Vs) to pad 1 disables oscillator output; when disabled the oscillator output goes to the high impedance state.
 - No connection to pad 1 enables oscillator output (internal pull-up resistor).
- Standby Current: 100 μ A max

Noise Parameters


- RMS Phase Jitter (12kHz to 20MHz): 1ps max

Environmental Parameters

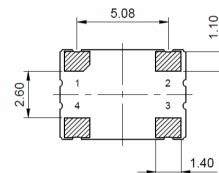
- Storage Temperature Range: -55 to 125°C
- Mechanical Shock: MIL-STD-883, Method 2002, Condition B.
- Vibration: MIL-STD-883, Method 2007, Condition A.
- Moisture Resistance: MIL-STD-883, Method 1004.
- Thermal Cycling: MIL-STD-883, Method 1010, Condition B.
- Solderability: MIL-STD-883, Method 2003.
- Resistance to Soldering Heat: MIL-STD-202, Method 210, Condition K.
- Fine Leak Test: MIL-STD-883, Method 1014, Condition A.
- Gross Leak Test: MIL-STD-883, Method 1014, Condition C.

Manufacturing Details

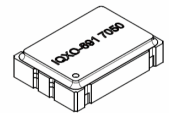
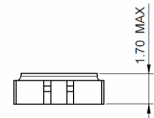
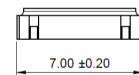
- Note: Please connect a bypass capacitor of 0.1 μ F between +Vs and circuit ground.



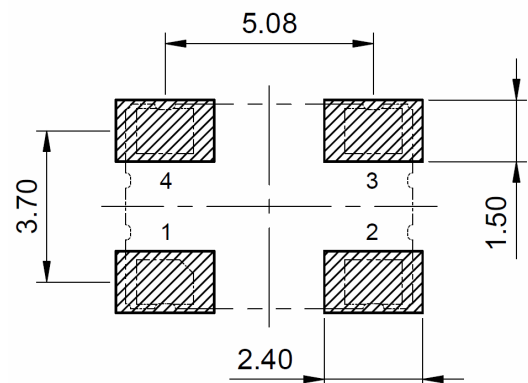
Outline (mm)



Pad Connections
 1. Standby
 2. GND
 3. Output
 4. +Vs



Recommended Solder Pad Layout



ISSUE 2; April 2021

Ordering Information

- Frequency*
 - Model*
 - Output
 - Frequency Stability (over operating temperature range)*
 - Operating Temperature Range*
 - Supply Voltage
 - (*minimum required)
- Example
 - 24.0MHz IQXO-691 7050-15
 - CMOS ±25ppm -40 to 85C 1.5V

Compliance

- RoHS Status (2015/863/EU) Compliant
- REACH Status Compliant
- MSL Rating (JDEC-STD-033): 1

Packaging Details

- Pack Style: Cutt Cut tape
 - Pack Size: 100
- Pack Style: Reel Tape & reel in accordance with EIA-481D
 - Pack Size: 1,000

Electrical Specification - maximum limiting values 1.5V ±5%

Frequency Min	Frequency Max	Temperature Range	Stability (Min)	Current Draw	Rise and Fall Time	Duty Cycle
		°C	ppm	mA	ns	%
10.0MHz	50.0MHz	0 to 70	±20.0	10	5	45/55%
		-20 to 70	±20.0	10	5	45/55%
		-40 to 85	±25.0	10	5	45/55%

This document was correct at the time of printing; please contact your local sales office for the latest version.
[Click to view latest version on our website.](#)

Sales Office Contact Details:

UK: +44 (0)1460 270200
 Germany: 0800 1808 443

France: 0800 901 383
 USA: +1.760.318.2824

Email: info@iqdfrequencyproducts.com
 Web: www.iqdfrequencyproducts.com