

ISSUE 1; April 2018

Description

- Standard 2 x 1.6mm SMD crystal.
Ceramic package with a seam sealed metal lid, hermetically sealed.

Frequency Parameters

- Frequency 16.0MHz to 50.0MHz
- Frequency Tolerance $\pm 10.00\text{ppm}$ to $\pm 100.00\text{ppm}$
- Frequency Stability $\pm 10.00\text{ppm}$ to $\pm 100.00\text{ppm}$
- Ageing $\pm 3\text{ppm}$ max per year @ 25°C
- Note 2: For other frequency / specification combinations, please contact our sales offices

Electrical Parameters

- Load Capacitance (CL) 8.0pF to 30.0pF
- Shunt Capacitance (C0) 3pF max
- Drive Level 100µW max
- Note 1: ESR values for reference only. The final spec shall be confirmed for each frequency after sample production

Operating Temperature Ranges

- 0 to 50°C
- 10 to 60°C
- 10 to 70°C
- 20 to 70°C
- 40 to 85°C

Environmental Parameters

- Shock: IEC 60068-2-27: 1000G, 1ms, 3 times in each of 3 mutually perpendicular planes
- Vibration: IEC 60068-2-6: 1.5mm amplitude, 10Hz-55Hz, 1min in 3 mutually perpendicular planes, duration 2hrs each plane (total 6hrs)
- Storage Temperature Range: -55 to 125°C

Manufacturing Details


- RoHS Terminations NiAu
- RoHS Reflow 260degC 10s

Ordering Information

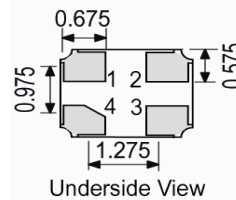

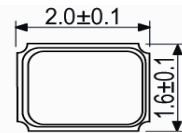
- Frequency*
- Model*
- Frequency Tolerance (@25°C)*
- Frequency Stability (over operating temperature range)*
- Operating Temperature Range*
- Load Capacitance*
- Overtone
- Example:
30.0MHz IQXC-42
30/50/-40 to 85C/16 FUND

Compliance

- RoHS Status (2011/65/EU) Compliant
- REACH Status Compliant
- MSL Rating (JDEC-STD-033): Not Applicable



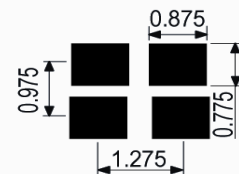
Outline (mm)



Pad Connections

1. Crystal
2. GND
3. Crystal
4. GND

Solder Pad Layout



Sales Office Contact Details:

UK: +44 (0)1460 270200
Germany: 0800 1808 443

France: 0800 901 383
USA: +1.760.318.2824

Email: info@iqdfrequencyproducts.com
Web: www.iqdfrequencyproducts.com

Packaging Details

- Pack Style: Reel Tape & reel in accordance with EIA-481-D
Pack Size: 1,000
- Pack Style: Cutt In tape, cut from a reel
Pack Size: 100

Electrical Specification - maximum limiting values

Frequency Min	Frequency Max	Temperature Range	Stability (Min)	Over Tone Order	ESR
		°C	ppm		Ω
16.0MHz	19.999999MHz	0 to 50 -10 to 60 -20 to 70 -40 to 85	±10 ±15 ±15 ±20	Fundamental	200
20.0MHz	23.999999MHz	0 to 50 -10 to 70 -20 to 70 -40 to 85	±10 ±15 ±15 ±20	Fundamental	120
24.0MHz	29.999999MHz	0 to 50 -10 to 60 -20 to 70 -40 to 85	±10 ±15 ±15 ±20	Fundamental	100
30.0MHz	37.999999MHz	0 to 50 -10 to 60 -20 to 70 -40 to 85	±10 ±15 ±15 ±20	Fundamental	80
38.0MHz	50.0MHz	0 to 50 -10 to 60 -20 to 70 -40 to 85	±10 ±15 ±15 ±20	Fundamental	60

*Stability Maximum values ±100ppm

This document was correct at the time of printing; please contact your local sales office for the latest version.

[Click to view latest version on our website.](#)

Sales Office Contact Details:

UK: +44 (0)1460 270200
Germany: 0800 1808 443

France: 0800 901 383
USA: +1.760.318.2824

Email: info@iqdfrequencyproducts.com
Web: www.iqdfrequencyproducts.com