

ISSUE 2; July 2019

Description

- Resistance welded, hermetically sealed metal package sealed in an inert atmosphere with glass to metal seals securing the lead wires and suitable for automotive applications. Qualified to AEC-Q200 and with IATF-16949:2016 release. Holders suffixed '-3L' have a centre third wire which grounds the case. Holders suffixed 'Gull-Wing' have a metal jacket for surface mounting. Not suitable for safety critical applications.
- 3L 3 Lead
- Gull-Wing Gull-Wing
- Please Note: For the Gull-Wing variant the tape and reel will be in accordance with EIA-481-D, pack size 500pcs.

Frequency Parameters

- Frequency 3.01MHz to 100.0MHz
- Frequency Tolerance $\pm 50.00\text{ppm}$
- Tolerance Condition @ 25°C
- Frequency Stability $\pm 50.00\text{ppm}$ to $\pm 150.00\text{ppm}$
- Ageing $\pm 5\text{ppm}$ max per year @ 25°C

Electrical Parameters

- Load Capacitance (CL) 3.0pF to 75.0pF
- Shunt Capacitance (C0) 7pF max
- Drive Level 50µW typ, 300µW max

Operating Temperature Ranges

- 40 to 85°C
- 40 to 125°C

Environmental Parameters


- Storage Temperature Range: -45 to 130°C
- Qualified to AEC-Q200.

Ordering Information

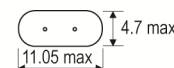
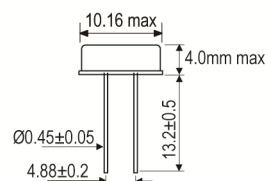
- Frequency*
- Model*
- Variant*
- Frequency Tolerance (@ 25°C)*
- Frequency Stability (over operating temperature range)*
- Operating Temperature Range*
- Load Capacitance*
- Overtone*
- (*minimum required)
- Example
10.0MHz HC49/4H AUTO
50/100/-40 to 125C/16 FUND

Compliance

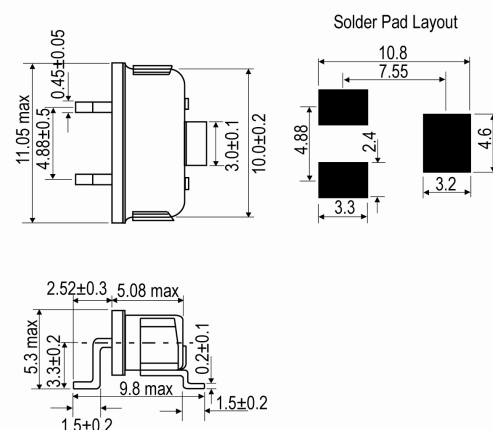
- RoHS Status (2011/65/EU) Compliant
- REACH Status Compliant
- MSL Rating (JDEC-STD-033): Not Applicable



Outline (mm)



Outline (mm) -Gull-Wing = Gull-Wing



Sales Office Contact Details:

UK: +44 (0)1460 270200
 Germany: 0800 1808 443

France: 0800 901 383
 USA: +1.760.318.2824

Email: info@iqdfrequencyproducts.com
 Web: www.iqdfrequencyproducts.com

Packaging Details

- Pack Style: Reel Tape and reel in accordance with
 Pack Size: 1,000 EIA-468-C
- Pack Style: Bulk Loose in bulk pack
 Pack Size: 100

Electrical Specification - maximum limiting values

Frequency Min	Frequency Max	Temperature Range	Stability (Min)	Over Tone Order	ESR
		°C	ppm		Ω
3.01MHz	3.499999MHz	-40 to 85 -40 to 125	±50 ±100	Fundamental	300
3.5MHz	4.0MHz	-40 to 85 -40 to 125	±50 ±100	Fundamental	150
4.000001MHz	4.5MHz	-40 to 85 -40 to 125	±50 ±100	Fundamental	130
4.500001MHz	5.0MHz	-40 to 85 -40 to 125	±50 ±100	Fundamental	110
5.000001MHz	6.0MHz	-40 to 85 -40 to 125	±50 ±100	Fundamental	80
6.000001MHz	7.0MHz	-40 to 85 -40 to 125	±50 ±100	Fundamental	60
7.000001MHz	10.0MHz	-40 to 85 -40 to 125	±50 ±100	Fundamental	50
10.000001MHz	13.0MHz	-40 to 85 -40 to 125	±50 ±100	Fundamental	40
13.000001MHz	50.0MHz	-40 to 85 -40 to 125	±50 ±100	Fundamental	30
26.0MHz	100.0MHz	-40 to 85 -40 to 125	±50 ±100	3OT	100

*Stability Maximum values ±150ppm

This document was correct at the time of printing; please contact your local sales office for the latest version.

[Click to view latest version on our website.](#)

Sales Office Contact Details:

UK: +44 (0)1460 270200
 Germany: 0800 1808 443

France: 0800 901 383
 USA: +1.760.318.2824

Email: info@iqdfrequencyproducts.com
 Web: www.iqdfrequencyproducts.com