



CXOXHT

An increasing number of applications require the use of high temperature oscillators. For these applications IQD offers Statek's CXOXHT oscillator. This oscillator is designed to operate at

Model Name	Description
CXOXHT 3.3V	A 3.3V Version
CXOXHT 5.0V	A 5.0V Version

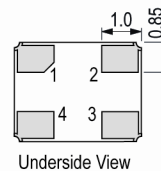

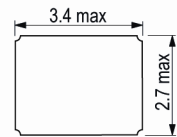
ISSUE 1; October 2018

Description

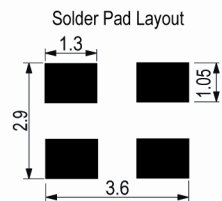
- An increasing number of applications require the use of high temperature oscillators. For these applications IQD offers Statek's CXOXHT oscillator. This oscillator is designed to operate at temperatures up to 200°C with high shock survivability.
- HG-SM1 HG-SM1 (Gold plated, RoHS compliant, 10000G)
- HG-SM5 HG-SM5 (Solder dipped, RoHS compliant, 10000G)
- SM1 SM1 (Gold plated, RoHS compliant, 3000G)
- SM5 SM5 (Solder dipped, RoHS compliant, 3000G)
- FEATURES:**
 - High temperature operation up to 200°C
 - Excellent stability over temperature
 - Fast start-up
 - High shock resistance
 - CMOS and TTL compatible
 - Optional output enable/disable
 - Low EMI emission
 - Hermetically sealed ceramic package
- APPLICATIONS:**
 - Industrial -
 - Downhole instrumentation
 - Rotary shaft sensors
 - Underground boring tools
- Please note that all data is only valid at 25°C unless otherwise stated.



Outline (mm) -SM1 = SM1 (Gold plated, RoHS compliant, 3000G)



Pad Connections	Height (H) =
1. NC/EN/TS	SM1 1.09 max
2. GND	SM3 1.21 max
3. Output	SM5 1.21 max
4. +Vs	



Frequency Parameters

- Frequency: 1.0MHz to 50.0MHz
- Frequency Tolerance: ±50.00ppm @ 25°C
- Tolerance Condition: @ 25°C
- Frequency Stability: ±100.00ppm to ±200.00ppm
- Ageing: ±5ppm max in 1st year @ 25°C
- Ageing: ±100ppm max @ 200°C
- Operable Temperature Range: -55 to 200°C

Electrical Parameters

- Supply Voltage: 3.3V ±10%
- Supply Current (typical):
 - 3.0mA @ 24MHz
 - 5.0mA @ 32MHz
 - 6.0mA @ 50MHz
- Supply Voltage (absolute maximum rating): -0.5V to 4.0V

Operating Temperature Ranges

- 25 to 150°C
- 25 to 175°C
- 25 to 200°C

Output Details

- Output Compatibility: CMOS
- Drive Capability: 15pF

ISSUE 1; October 2018

Output Control

- Start Up Time: 5ms max
- Enable/Disable:
Logic 1 to pad 1, output enabled
Logic 0 to pad 1, output disabled, output goes to high impedance state, current consumption very low. Internal oscillator stops.
- No Connection (NC): Pad 1 No Connection
- Tri State:
Logic 1 to pad 1, output enabled
Logic 0 to pad 1, output disabled, output goes to high impedance state, current consumption low. Internal oscillator continues to function.

Environmental Parameters

- Shock (Std): 5000G, 0.3ms, 1/2 sine
Shock (HG): 10000G, 0.3ms 1/2 sine
- Vibration: MIL-STD-202G, Method 204D, Condition D: 20G, 10-2000Hz swept sine
- Note: Random Vibration test is also available - please contact an IQD Sales Office
- Storage Temperature Range: -55 to 125°C
- Expected life at 200°C is in excess of 1500hrs

Manufacturing Details

- Maximum Process Temperature: 260°C max for 20sec max

Ordering Information

- Frequency*
Model*
Termination Variant*
Shock Rating*
Output
Frequency Tolerance (@ 25°C)
Frequency Stability*
Operating Temperature Range*
Pad 1 Function*
(*minimum required)
- Termination Variants:
SM1 = Gold Plated
SM5 = Solder Dipped
- Stock Ratings:
Standard = blank
High Stock = HG
- Pad 1 Function Options:
EN = Enable/Disable
TS = Tri-State
NC = No connection
- Example
10.0MHz CXOXHT 3.3V-SM1
CMOS ±50ppm ±175ppm 25 to 200C TS

Compliance

- RoHS Status (2011/65/EU) Optional
- REACH Status Compliant
- MSL Rating (JDEC-STD-033): Not Applicable

Packaging Details

- Pack Style: Tray Supplied on a tray
Pack Size: 1
- Pack Style: Reel Tape & reel in accordance with EIA-481-D
Pack Size: 1,000



ISSUE 1; October 2018

Electrical Specification - maximum limiting values 3.3V \pm 10%

Frequency Min	Frequency Max	Temperature Range	Stability (Min)	Current Draw	Rise and Fall Time	Duty Cycle
		°C	ppm	mA	ns	%
1.0MHz	50.0MHz	25 to 150	\pm 100.0	-	10	40/60%
		25 to 175	\pm 150.0	-	10	40/60%
		25 to 200	\pm 175.0	-	10	40/60%

This document was correct at the time of printing; please contact your local sales office for the latest version.

[Click to view latest version on our website.](#)

ISSUE 1; October 2018

Description

- An increasing number of applications require the use of high temperature oscillators. For these applications, IQD offers Statek's CXOXHT oscillator. This oscillator is designed to operate at temperatures up to 200°C with high shock survivability.
- HG-SM1 HG-SM1 (Gold plated, RoHS compliant, 10000G)
- HG-SM5 HG-SM5 (Solder dipped, RoHS compliant, 10000G)
- SM1 SM1 (Gold plated, RoHS compliant)
- SM5 SM5 (Solder dipped, RoHS compliant)
- Please note that all data is only valid at 25°C unless otherwise stated.



Frequency Parameters

- Frequency 1.0MHz to 50.0MHz
- Frequency Tolerance $\pm 50.00\text{ppm}$
- Frequency Stability $\pm 100.00\text{ppm}$ to $\pm 200.00\text{ppm}$
- Ageing $\pm 5\text{ppm}$ max in 1st year at 25°C
- Ageing: $\pm 100\text{ppm}$ max @ 200°C
- Operable Temperature Range: -55 to 225°C

Electrical Parameters

- Supply Voltage 5.0V $\pm 10\%$
- Supply Voltage (absolute maximum rating): -0.5V to 7.0V

Operating Temperature Ranges

- 25 to 150°C
- 25 to 175°C
- 25 to 200°C

Output Details

- Output Compatibility CMOS
- Drive Capability 15pF

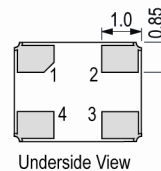

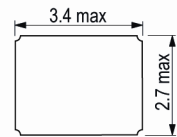
Output Control

- Start Up Tme: 5ms max
- Enable/Disable:
Logic 1 to pad 1, output enabled
Logic 0 to pad 1, output disabled, output goes to high impedance state, current consumption very low. Internal oscillator stops.
- No Connection (NC): Pad 1 No Connection
- Tri State:
Logic 1 to pad 1, output enabled
Logic 0 to pad 1, output disabled, output goes to high impedance state, current consumption low. Internal oscillator continues to function.

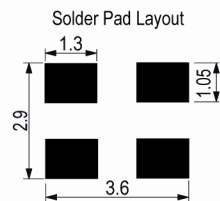
Environmental Parameters

- Shock: 5000G, 0.3ms, 1/2 sine
- Vibration MIL-STD-202G, Method 204D, Condition D: 20G, 10-2000Hz swept sine
- Storage Temperature: -55 to 125°C

Outline (mm) -SM1 = SM1 (Gold plated, RoHS compliant)



Pad Connections	Height (H) =
1. NC/EN/TS	SM1 1.09 max
2. GND	SM3 1.21 max
3. Output	SM5 1.21 max
4. +Vs	



ISSUE 1; October 2018

Manufacturing Details

- Features:
 - High temperature operation up to 225°C
 - Excellent stability over temperature
 - Fast start-up
 - High shock resistance
 - CMOS and TTL compatible
 - Optional output enable/disable
 - Low EMI emission
 - Hermetically sealed ceramic package
- Applications:
 - Industrial
 - Downhole instrumentation
 - Rotary shaft sensors
 - Underground boring tools
- Maximum Process Temperature: 260°C, 20 seconds

Ordering Information

- (*minimum required):
 - Frequency*
 - Model*
 - Termination Variant*
 - Output
 - Frequency Tolerance (@ 25°C)*
 - Frequency Stability*
 - Operating Temperature Range*
 - Pad 1 function*
- Example:
 - 10.0MHz CXOXHT 5 5.0V SM1
 - CMOS ±50ppm ±175ppm 25 to 200C TS

Compliance

- RoHS Status (2011/65/EU) Compliant
- REACH Status Compliant
- MSL Rating (JDEC-STD-033): Not Applicable

Packaging Details

- Pack Style: Tray Supplied on a tray
Pack Size: 1
- Pack Style: Reel Tape & reel in accordance with EIA-481-D
Pack Size: 1,000

Electrical Specification - maximum limiting values 5.0V ±10%

Frequency Min	Frequency Max	Temperature Range	Stability (Min)	Current Draw	Rise and Fall Time	Duty Cycle
		°C	ppm	mA	ns	%
1.0MHz	50.0MHz	25 to 150	±100.0	14	10	40/60
		25 to 175	±150.0	14	10	40/60
		25 to 200	±175.0	14	10	40/60

This document was correct at the time of printing; please contact your local sales office for the latest version.
[Click to view latest version on our website.](#)

Sales Office Contact Details:

UK: +44 (0)1460 270200
 Germany: 0800 1808 443

France: 0800 901 383
 USA: +1.760.318.2824

Email: info@iqdfrequencyproducts.com
 Web: www.iqdfrequencyproducts.com