

ISSUE 7; February 2017

Description

- Standard 7 x 5mm Voltage Controlled Crystal Oscillators
Pulling of $\pm 100\text{ppm}$ min APR
Ceramic package with a seam sealed metal lid, hermetically sealed

Frequency Parameters

- Frequency 1.5MHz to 80.0MHz
- Frequency Stability $\pm 100.00\text{ppm}$

Electrical Parameters

- Supply Voltage 3.3V $\pm 0.3\text{V}$

Frequency Adjustment

- Pulling $\pm 100\text{ppm}$ min APR
- Control Voltage 1.65V $\pm 1.65\text{V}$
- Input Impedance 50k Ω min
- Modulation Bandwidth: >10kHz (@-3dB, Vc=2.5V)
- Linearity: Positive < $\pm 10\%$

Operating Temperature Ranges

- 0 to 70°C

Output Details

- Output Compatibility HCMOS
- Drive Capability 15pF max

Output Control

- Logic '1' (>2.5V) to pad 2 enables oscillator output
Logic '0' (<0.5V) to pad 2 disables oscillator output; when disabled the oscillator output goes to the high impedance state
No connection pad 2 enables oscillator output

Noise Parameters

- Phase Jitter: 20ps max @ 1sigma

Environmental Parameters

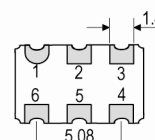
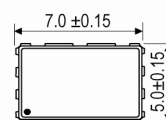
- Operable Temperature Range: -40 to 85°C
- Shock: MIL-STD-202, Method 213, Cond. E
- Vibration: MIL-STD-883, Method 2007, Cond. A
- Storage Temperature Range: -55 to 125°C

Ordering Information

- Frequency*
- Model*
- Output
- Frequency Stability (over operating temperature range)
- Operating Temperature Range
- Supply Voltage
- Pullability
- Example
20.0MHz CFPV-45
HCMOS $\pm 100\text{ppm}$ 0 to 70C 3.3V $\pm 100\text{ppm}$ min

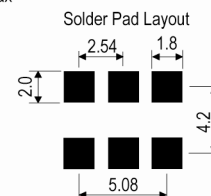


Outline (mm)



Underside View

Pad Connections
 1. Voltage Control
 2. Tri-State Operation
 3. Ground
 4. Output
 5. N/C
 6. +Vs



Sales Office Contact Details:

UK: +44 (0)1460 270200
 Germany: 0800 1808 443

France: 0800 901 383
 USA: +1.760.318.2824

Email: info@iqdfrequencyproducts.com
 Web: www.iqdfrequencyproducts.com

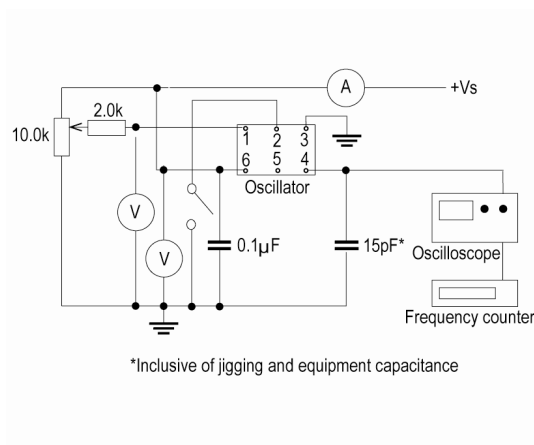
Compliance

- RoHS Status (2011/65/EU) Compliant
- REACH Status Compliant
- MSL Rating (JDEC-STD-033): Not Applicable

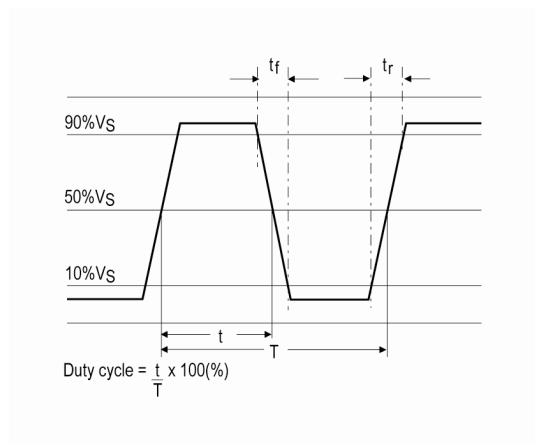
Packaging Details

- Pack Style: Reel Tape & reel in accordance with EIA-481-D
Pack Size: 1,000
- Pack Style: Bulk Loose in bulk pack
Pack Size: 100
- Pack Style: Cutt In tape, cut from a reel
Pack Size: 100

Test Circuit



Wave Form



Electrical Specification - maximum limiting values 3.3V ±0.3V

Frequency Min	Frequency Max	Temperature Range	Stability (Min)	Current Draw	Rise and Fall Time	Duty Cycle
		°C	ppm	mA	ns	%
1.5MHz	80.0MHz	0 to 70	±100.0	50	10	40/60%

This document was correct at the time of printing; please contact your local sales office for the latest version.
[Click to view latest version on our website.](#)

Sales Office Contact Details:

UK: +44 (0)1460 270200
 Germany: 0800 1808 443

France: 0800 901 383
 USA: +1.760.318.2824

Email: info@iqdfrequencyproducts.com
 Web: www.iqdfrequencyproducts.com