

ISSUE 13; April 2018

Description

- Standard 7 x 5mm crystal oscillator in a ceramic package with a seam sealed metal lid, hermetically sealed.
- Stock parts are available.
- Fast Make Capability: The CFPP-72 series programmable oscillators are the nearest equivalent fast make model.

Frequency Parameters

- Frequency: 500.0kHz to 100.0MHz
- Frequency Stability: $\pm 25.00\text{ppm}$ to $\pm 100.00\text{ppm}$
- Ageing: $\pm 3\text{ppm}$ per year max

Electrical Parameters

- Supply Voltage: 5.0V $\pm 10\%$
- Note: parameters are referenced to 15pF load

Operating Temperature Ranges

- 0 to 70°C
- 40 to 85°C

Output Details

- Output Compatibility: HCMOS/TTL

Drive Capability	
0.5MHz to 50.0MHz	15pF std, 50pF max
50.0MHz to 80.0MHz	15pF std, 30pF max
80.0MHz to 100.0MHz	15pF max

Output Control

- Standby Operation:
Logic '1' (>70% Vs) to pad 1 enables oscillator output.
Logic '0' (<30% Vs) to pad 1 disables oscillator output; the oscillator output goes to the high impedance state.
No connection to pad 1 enables oscillator output.
Standby Current: 10 μ A max

Noise Parameters

- RMS Phase Jitter: 350fs typical

Environmental Parameters

- Shock: MIL-STD-202, Method 213, Condition E.
- Vibration: MIL-STD-883, Method 2007, Condition A.
- Storage Temperature Range: -55 to 125°

Manufacturing Details

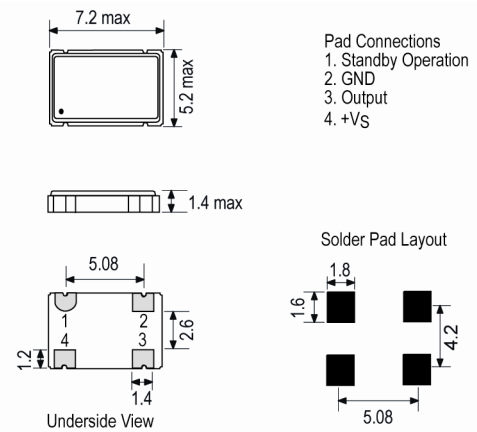
- RoHS Terminations: NiAu
- RoHS Reflow: 260degC 10s

Compliance

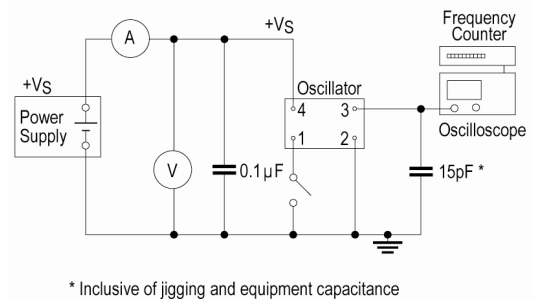
- RoHS Status (2011/65/EU): Compliant
- REACH Status: Compliant
- MSL Rating (JDEC-STD-033): Not Applicable



Outline (mm)



Test Circuit



Sales Office Contact Details:

UK: +44 (0)1460 270200
Germany: 0800 1808 443

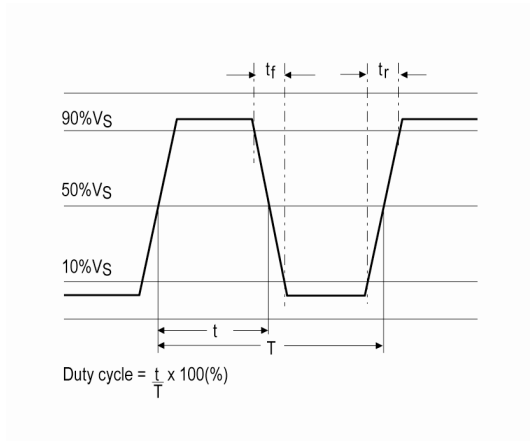
France: 0800 901 383
USA: +1.760.318.2824

Email: info@iqdfrequencyproducts.com
Web: www.iqdfrequencyproducts.com

Packaging Details

- Pack Style: Reel Tape & reel in accordance with EIA-481-D
Pack Size: 1,000
- Pack Style: Cutt In tape, cut from a reel
Pack Size: 100

Wave Form



Electrical Specification - maximum limiting values @ 15pF and 5.0V ±10%

Frequency Min	Frequency Max	Temperature Range	Stability Min	Current Draw	Rise and Fall Time	Duty Cycle
		°C	ppm	mA	ns	%
500.0kHz	20.0MHz	0 to 70 -40 to 85	±25.0 ±25.0	20 20	10 10	45/55% 45/55%
20.000001MHz	35.0MHz	0 to 70 -40 to 85	±25.0 ±25.0	30 30	6 6	45/55% 45/55%
35.000001MHz	70.0MHz	0 to 70 -40 to 85	±25.0 ±25.0	50 50	6 6	45/55% 45/55%
70.000001MHz	100.0MHz	0 to 70 -40 to 85	±25.0 ±25.0	70 70	6 6	45/55% 45/55%

This document was correct at the time of printing; please contact your local sales office for the latest version.
[Click to view latest version on our website.](#)

Sales Office Contact Details:

UK: +44 (0)1460 270200
Germany: 0800 1808 443

France: 0800 901 383
USA: +1.760.318.2824

Email: info@iqdfrequencyproducts.com
Web: www.iqdfrequencyproducts.com