

ISSUE 4; March 2018

Description

- Standard 5 x 3.2mm crystal oscillator
Ceramic package with a seam sealed metal lid, hermetically sealed
Please see our CFPS-37, CFPS-9 or CFPS-12 for a 2.5V, 3.3V or 5.0V versions of this package

Frequency Parameters

- Frequency 500.0kHz to 156.0MHz
- Frequency Stability $\pm 20.00\text{ppm}$ to $\pm 100.00\text{ppm}$
- Ageing $\pm 3\text{ppm}$ max per year

Electrical Parameters

- Supply Voltage 1.8V $\pm 5\%$

Operating Temperature Ranges

- 10 to 70°C
- 40 to 85°C

Output Details

- Output Compatibility CMOS
- Drive Capability 15pF

Output Control

- Standby Operation:
Logic '1' (>70% VS) to pad 1 enables oscillator output
Logic '0' (<30% VS) to pad 1 disables oscillator output and oscillator output goes to the high impedance state
No connection to pad 1 enables oscillator output
Standby Current: 10 μ A max

Environmental Parameters

- Shock: MIL-STD-883F, 2002.4: 1500G, 0.5ms, 3 times in each of 3 mutually perpendicular planes
- Vibration: MIL-STD-883F, 2007.3: 20G (20Hz-2000Hz), 1.52mm amplitude, 20mins in 3 mutually perpendicular planes (total 4hrs)
- Storage Temperature Range: -55 to 125°C

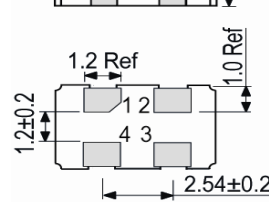
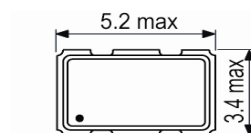
Manufacturing Details

- RoHS Terminations NiAu
- RoHS Reflow 260degC 10s

Ordering Information

- Frequency*
- Model*
- Output
- Frequency Stability (over operating temperature range)*
- Operating Temperature Range*
- Supply Voltage
(*minimum required)
- Example
10.0MHz CFPS-36
CMOS $\pm 50\text{ppm}$ -10 to 70C 1.8V

Outline (mm)

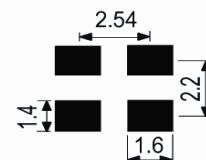


Underside View



- Pad Connections
- Standby Operation
 - GND
 - Output
 - +Vs

Solder Pad Layout



Sales Office Contact Details:

UK: +44 (0)1460 270200
Germany: 0800 1808 443

France: 0800 901 383
USA: +1.760.318.2824

Email: info@iqdfrequencyproducts.com
Web: www.iqdfrequencyproducts.com

Compliance

- RoHS Status (2011/65/EU) Compliant
- REACH Status Compliant
- MSL Rating (JDEC-STD-033): Not Applicable

Packaging Details

- Pack Style: Cutt In tape, cut from a reel
Pack Size: 100
- Pack Style: Reel Tape & reel in accordance with EIA-481-D
Pack Size: 1,000

Electrical Specification - maximum limiting values 1.8V ±5%

Frequency Min	Frequency Max	Temperature Range	Stability (Min)	Current Draw	Rise and Fall Time	Duty Cycle
		°C	ppm	mA	ns	%
500.0kHz	9.999999MHz	-10 to 70	±20.0	5	5	40/60%
		-40 to 85	±50.0	5	5	40/60%
10.0MHz	31.999999MHz	-10 to 70	±20.0	6	5	40/60%
		-40 to 85	±25.0	6	5	40/60%
32.0MHz	49.999999MHz	-10 to 70	±20.0	15	5	40/60%
		-40 to 85	±25.0	15	5	40/60%
50.0MHz	79.999999MHz	-10 to 70	±20.0	15	4	40/60%
		-40 to 85	±25.0	15	4	40/60%
80.0MHz	99.999999MHz	-10 to 70	±20.0	20	3	40/60%
		-40 to 85	±25.0	20	3	40/60%
100.0MHz	156.0MHz	-10 to 70	±20.0	25	3	40/60%
		-40 to 85	±25.0	25	3	40/60%

This document was correct at the time of printing; please contact your local sales office for the latest version.
[Click to view latest version on our website.](#)

Sales Office Contact Details:

UK: +44 (0)1460 270200
 Germany: 0800 1808 443

France: 0800 901 383
 USA: +1.760.318.2824

Email: info@iqdfrequencyproducts.com
 Web: www.iqdfrequencyproducts.com